

Query    Order

# Step ramps without railings

Please fill in and send by Fax to 0421/24105-15 or to info@rollstuhlrampen.de

\_\_\_\_\_

Name

\_\_\_\_\_

Street, House No.

\_\_\_\_\_

Postcode, City, Country

\_\_\_\_\_

Telephone / Fax

\_\_\_\_\_

Contact

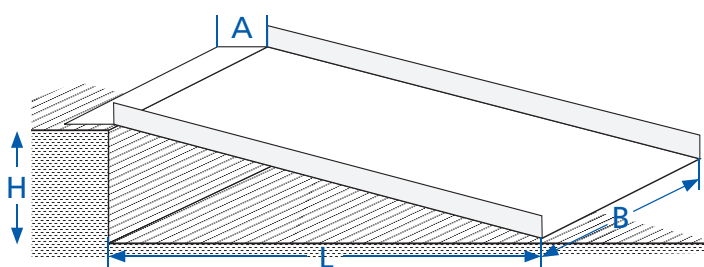
\_\_\_\_\_

E-mail

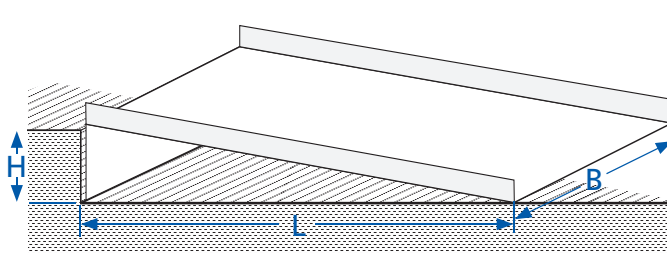
\_\_\_\_\_

Commission

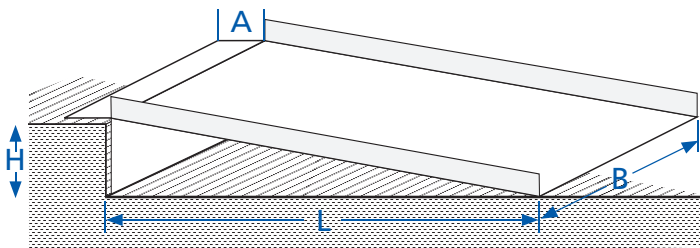
**Variant 1:**  
Only with support (without props)



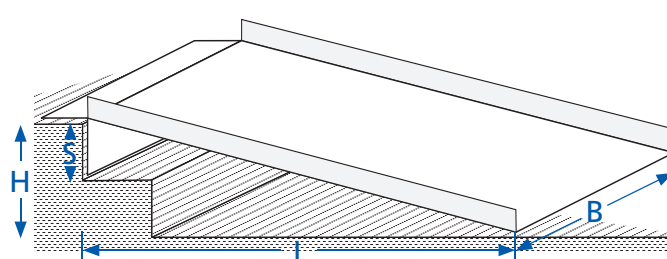
**Variant 2:**  
Without support, with props



**Variant 3:**  
With support and props



**"Alternative" with step section:**  
With support and props



H: \_\_\_\_\_ cm    A: \_\_\_\_\_ cm

L: \_\_\_\_\_ cm    S: \_\_\_\_\_ cm

B: \_\_\_\_\_ cm

**Max . load up to 250 kg!**

- E-wheelchair
- Self-operator without E- drive
- Is pushed

Pushing person:

- Light    Heavy

Weight rollator + person: \_\_\_\_\_ kg

**Carry handle**    Yes    No (if "Yes", mark the position  
Where it is to be mounted)

*Note: For production reasons, railings cannot be installed in this ramp type.*

Is your step situation missing? Please draw your own sketch:



Query     Order  
**Step ramps without wheel guide curbs**

Fill in and send by Fax to 0421/24105-15 or to info@rollstuhlrampen.de



\_\_\_\_\_ Name

\_\_\_\_\_ Street, House No.

\_\_\_\_\_ Postcode, City, Country

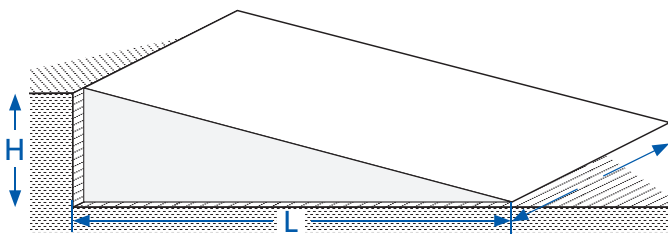
\_\_\_\_\_ Telephone / Fax

\_\_\_\_\_ Contact

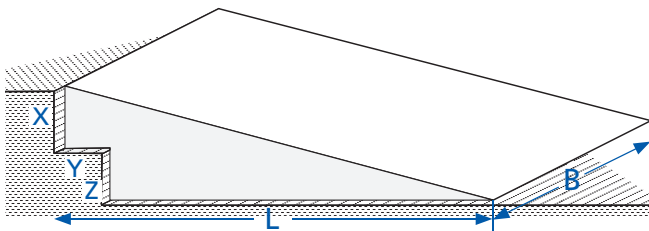
\_\_\_\_\_ E-mail

\_\_\_\_\_ Commission

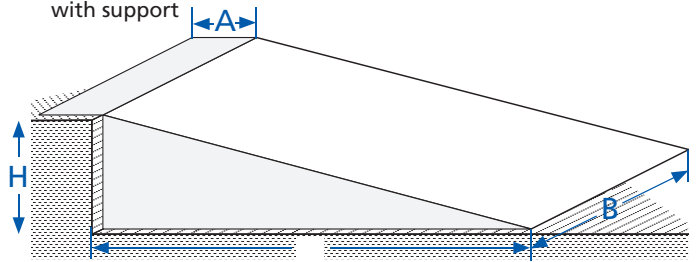
**Variant 4:**  
without support



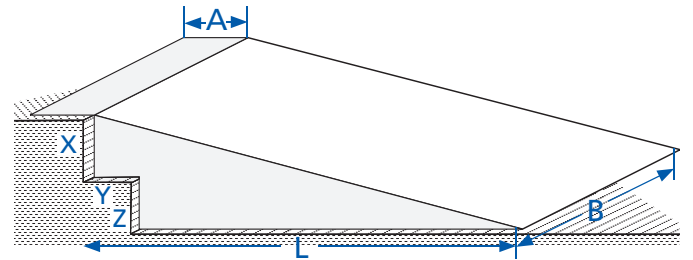
**"Alternative" with step section:**  
without support / for several steps



**Variant 5:**  
with support



**"Alternative" with step section:**  
with support / for several steps



H: \_\_\_\_\_ cm    X: \_\_\_\_\_ cm  
 L: \_\_\_\_\_ cm    Y: \_\_\_\_\_ cm  
 B: \_\_\_\_\_ cm    Z: \_\_\_\_\_ cm  
 A: \_\_\_\_\_ cm    (10cm length)

**Max . load up to 250 kg!**

- E-wheelchair
- Self-operator without e-drive
- Is pushed

Pushing person:

- Light     Heavy

**Weight of wheelchair + Person:** \_\_\_\_\_ kg

**Carry handle**     Yes     No (if "Yes", mark the position  
 Where it is to be mounted)

*Note: For production reasons, railings cannot be installed in this ramp type.*

Is your step situation missing? Please draw your own sketch:

Query    Order

# Platforms for step ramps

Fill in and send by Fax to 0421/24105-15 or to info@rollstuhlrampen.de

\_\_\_\_\_

Name

\_\_\_\_\_

Street, House No.

\_\_\_\_\_

Contact

\_\_\_\_\_

Postcode, City, Country

\_\_\_\_\_

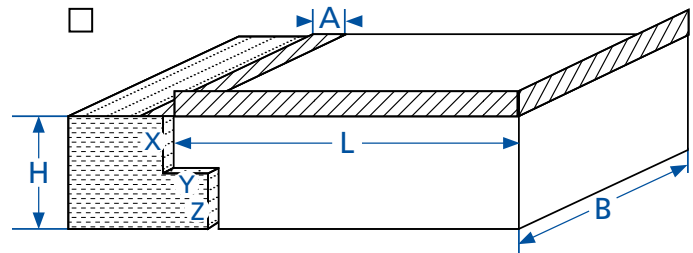
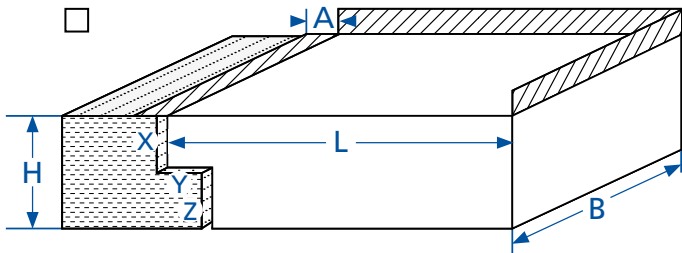
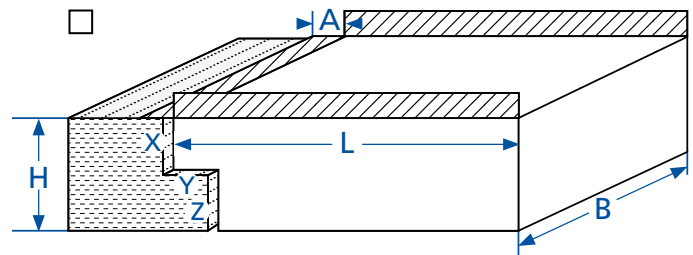
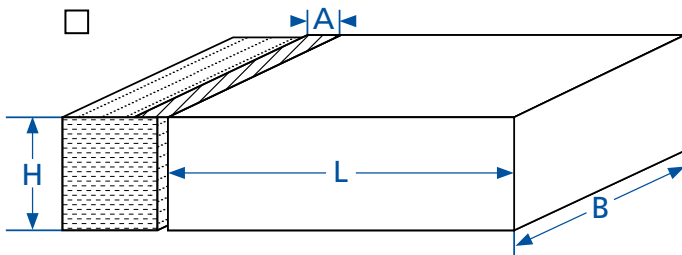
E-mail

\_\_\_\_\_

Telephone / Fax

\_\_\_\_\_

Commission



**Load up to 250 kg!**

- L: \_\_\_\_\_ cm      H: \_\_\_\_\_ cm
- B: \_\_\_\_\_ cm      X: \_\_\_\_\_ cm
- A: \_\_\_\_\_ cm      Y: \_\_\_\_\_ cm
- without support      Z: \_\_\_\_\_ cm
- with support

**Recommended/optional**

- Straight passage 100 x 100 cm
- Passage over corner 120 x 120 cm
- Support 10 cm

**All platforms can be adjusted in height by +/- 2cm.**

Please also observe the examples on the reverse side!

*Is your step situation missing? Please draw your own sketch here:*



# Examples Platforms for step ramps

