








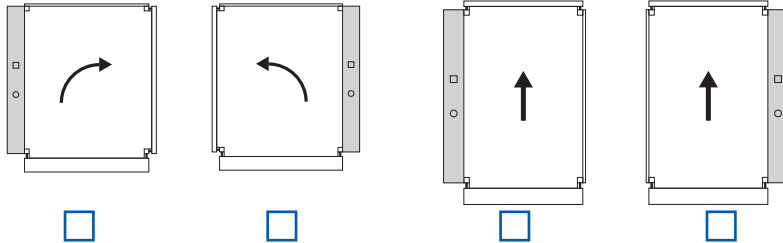
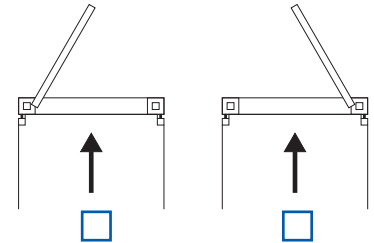


HBLmini	HBL300	HBL600	HBL1000
 <input type="checkbox"/>	 <input type="checkbox"/>	 <input type="checkbox"/>	 <input type="checkbox"/>
Type G	Type G	Type E	Type G
	 <input type="checkbox"/>	 <input type="checkbox"/>	 <input type="checkbox"/>
		 <input type="checkbox"/>	 <input type="checkbox"/>
	Type E	Type G	Type E

On which side should the motor unit be placed?



Opening direction of gate left or right?



Lifting height: _____ mm

Accessories

- Cable remote control
- Radio receiver
- Handheld trans. with toggle switch
- Control panel with mushroom buttons
- Control panel with mushroom buttons and magnet pin
- Magnet pin
- Control panel with joystick
- Control panel with joystick and magnet pin
- Bridging ramp
- Gate at top exit
- Railings on the lift
- Plastic railing stuffing, transparent
- Safety clamp, moveable
- Transport rollers for mobile use
- Step equalizing platform 3-4 steps
- Step equalizing platform 5-6 steps
- Special drive for public areas

No. of units: _____

Cable Wireless bottom on the lift top

Cable Wireless bottom on the lift top

No. of units: _____

Cable Wireless bottom on the lift top

Cable Wireless bottom on the lift top

Length _____ cm (+ 10 cm support)

Step dimensions: step height _____ step depth _____ No. of steps _____

Step dimensions: step height _____ step depth _____ No. of steps _____

Please attach a sketch of the customer-side specifications!

Name _____

Contact _____

Street, House No. _____


E-mail _____

Postcode, City, Country _____

Commission _____

Telephone / Fax _____

Order form for spare parts / worn parts



Please copy

Model	HBLmini		HBL300		HBL600		HBL1000			
Passage										
Type	Type G		Type G		Type G		Type G		Type E	
Design	Straight		Straight		Straight		Straight		Over corner	

1 Set Bowden cables (4)



Rubber bands for



- Type G
- Type E

Roller



Ascent flap (sheet)



- Type G
- Type E

Magnet pin



for the control panel
with mushroom buttons
Number: _____

Important order data:

HBL type: _____

Prod. year: _____

HBL Series No*: _____

* Always quote the Serial No of your lifting device! It can be found on the ratings plate on the lifting device casing

Name

Contact

Street, House No.

E-mail

Postcode, City, Country

Commission

Telephone / Fax

