

Query    Order  
**Terrace door ramps, 2-section**

Fill in and send by fax to 0421/24105-15 or to info@rollstuhlrampen.de

Name \_\_\_\_\_

Street, House No. \_\_\_\_\_

Postcode, City, Country \_\_\_\_\_

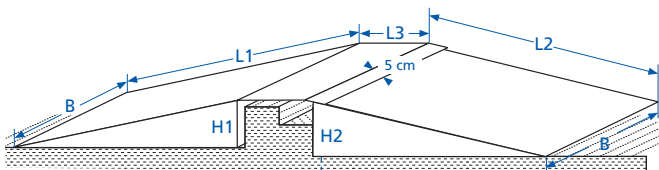
Telephone / Fax \_\_\_\_\_

Contact \_\_\_\_\_

E-mail \_\_\_\_\_

Commission \_\_\_\_\_

**zTSR-Au without wheel guide curbs**

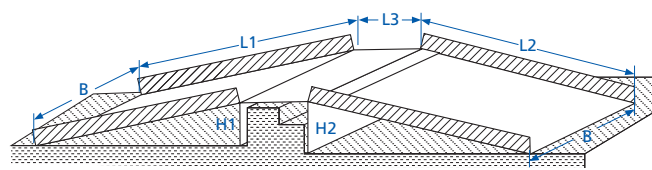


Inside:  
Remove to shut door

Outside:  
Stays!

H1: \_\_\_\_\_ cm      H2: \_\_\_\_\_ cm  
 L1: \_\_\_\_\_ cm      L2: \_\_\_\_\_ cm  
 L3: \_\_\_\_\_ cm      B: \_\_\_\_\_ cm

**zTSR-Ao with wheel guide curbs**

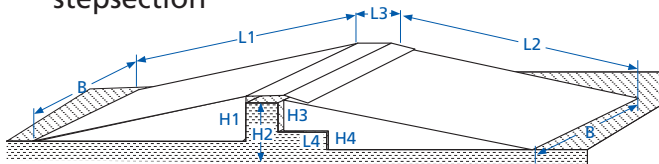


Inside:  
Remove to shut door

Outside:  
Stays!

H1: \_\_\_\_\_ cm      H2: \_\_\_\_\_ cm  
 L1: \_\_\_\_\_ cm      L2: \_\_\_\_\_ cm  
 L3: \_\_\_\_\_ cm      B: \_\_\_\_\_ cm

**zTSR-Au without wheel guide curbs with stepsection**

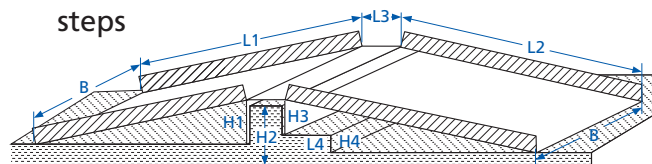


Inside:  
Remove to shut door

Outside:  
Stays!

H1: \_\_\_\_\_ cm      H2: \_\_\_\_\_ cm  
 L1: \_\_\_\_\_ cm      H3: \_\_\_\_\_ cm  
 L2: \_\_\_\_\_ cm      H4: \_\_\_\_\_ cm  
 L3: \_\_\_\_\_ cm      L4: \_\_\_\_\_ cm  
 B: \_\_\_\_\_ cm

**zTSR-Ao with wheel guide curbs for several steps**



Inside:  
Remove to shut door

Outside:  
Stays!

H1: \_\_\_\_\_ cm      H2: \_\_\_\_\_ cm  
 L1: \_\_\_\_\_ cm      H3: \_\_\_\_\_ cm  
 L2: \_\_\_\_\_ cm      H4: \_\_\_\_\_ cm  
 L3: \_\_\_\_\_ cm      L4: \_\_\_\_\_ cm  
 B: \_\_\_\_\_ cm

**Max . load up to 250 kg!**

- E-wheelchair
- Self-operator without e-drive
- Is pushed
  - Pushing person:
    - Light    Heavy
- Weight wheelchair + person: \_\_\_\_\_ kg**

**Carry handle**    Yes    No (If "Yes", please mark the position where it is to be mounted)

- Door opens inside
- Door opens outside
- Sliding door

*Is your step situation missing? Please draw your own sketch and add it.*